



Schlättliweg 1
9052 Niederteufen, Switzerland

fon: +41 (0)71 511 56 10
fax: +41 (0)71 511 56 19
email: info@swiss-watt.com
web: www.swiss-watt.com

*The electrical parameters are typical values from historical production data. Measuring tolerance $\pm 3\%$.
Technical changes in the course of product development, mistakes and errors reserved. Data sheet PW240 - 260S 60c V01-14*



POLYWATT
NATURAL ENERGY

MODULE SERIES
PW 240 - 260 - 60C

MODULE TYPES

PW240, PW245, PW250, PW255, PW260

PRODUCT FEATURES

POLYWATT Modules with 60 cells offer 5 performance classes designed for roof- or ground mounting. The modules are best suitable for small, medium and large scale solar systems for on- or off-grid operations. Technology, design and construction guarantee the highly efficient and reliable long term output of each and every module. Our automatic production and our latest flash tower technology guarantee a documented performance above industry standard.

- + Industry leading power tolerance 0 - + 3 %
- + Unique frame design for insulation and weather exposure
- + Automatic clean-room production for sustainable returns
- + Frame mounting concept for long- and short side mounting
- + High transmission low iron tempered glass
- + Enhanced strength and impact resistance
- + Advanced EVA component encapsulation, multilayer backsheet technology

WARRANTIES & ASSURANCES


Industry leading guaranty on material and manufacturing: 10 years

Output assurance: up to 12 years: 90 %, up to 25 years: 80%

Please refer to our warranty conditions

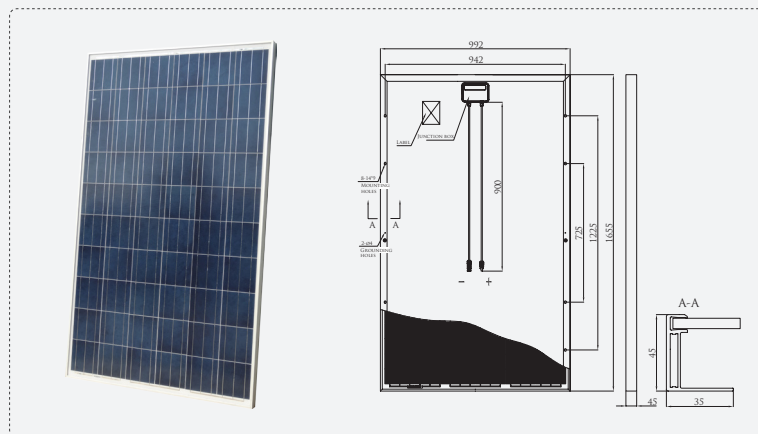
QUALIFICATIONS & CERTIFICATES

Ongoing quality control and performance testing executed by independent testing laboratories grant the maximal benefit of your environmentally friendly energy production.

IEC 61215.2 / IEC 61730 / safety class II 



TECHNICAL DATA MODULE SERIES PW 240 - 260 - 60C



MECHANICAL DATA & MEASURES

Cable type, Diameter, Length	4mm ² , TÜV certified, 900 mm
Connector type	RADOX® SOLAR or Typ IV compatible
Dimension (mm)	1655 x 992 x 45
Weight	22,5
Drainage Holes in Frame	10
Glass, Type, Thickness	High Transmission, Low Iron, 3,2 mm Tempered Glass
Junction box	IP 65 Typ IV or IP67 RADOX® SOLAR
Bypass-Diodes	3

ABSOLUTE RATINGS

Dielectric Insulation Voltage (V)	3000 V
Operating Temperature (°C)	-40 ~ +85
Storage Temperature (°C)	-40 ~ +85
Mechanical Load	5400 Pa up to 14000 Pa extrem+

MODULE SERIES PW 240 - 260 - 60C

Max-System Voltage (VDC)	600V(UL) / 1000V(IEC)
Number, type and arrangement of cells	60, Poly-Crystalline Silicon (6 x 10)
Cell Size (mm)	156 x 156
Max. Series fuse (A)	15
Module variants	Indus, extrem , Shadow Black (240-250W)

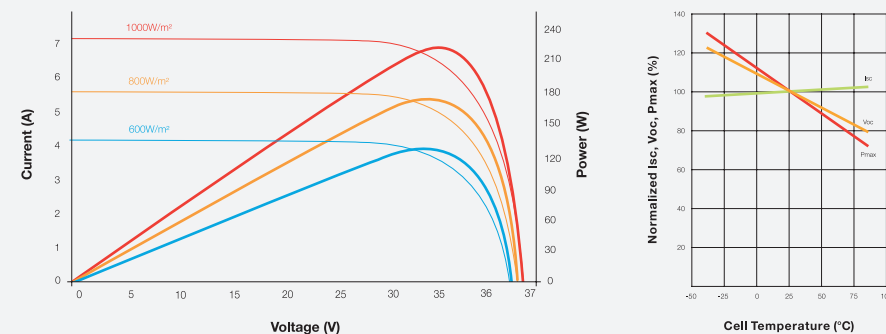
ELECTRICAL DATA AT STC / NOCT (47 ± 2°C)

Module type	PW240	PW245	PW250	PW255	PW260
Rated output P _{MPP} (W)	240 Wp	245 Wp	250 Wp	255 Wp	260 Wp
Max-Power Voltage V _m (V)	29,82 / 27,81 V	30,08 / 27,99 V	30,32 / 28,17	30,56 / 28,26 V	30,82 / 28,45
Max-Power Current I _{MPP} (A)	8,13 / 6,54 A	8,23 / 6,63 A	8,33 / 6,72 A	8,43 / 6,83 A	8,52 / 6,72 A
Open circuit Voltage V _{OC} (V)	37,7 / 34,25 V	38,0 / 34,52 V	38,3 / 34,8 V	38,5 / 34,98 V	38,7 / 35,16 V
Short circuit voltage I _{SC} (A)	8,42 / 7,21 A	8,48 / 7,27 A	8,54 / 7,32 A	8,67 / 7,43 A	8,78 / 7,52 A
Cell Efficiency (%)	16,30%	17,00%	17,20%	17,40%	17,60%
Module efficiency %	14,60%	14,90%	15,20%	15,50%	15,80%

CURRENT-VOLTAGE CURVE (I-V-CURVE)

I-V Curve

The current in relation to comparison to the voltage, illustrates the cell performance at different irradiances and temperatures. (AM1.5; 25°C)



THERMAL CHARACTERISTICS

Pm Temperature Coefficient (%/K)	-0,4418
Isc Temperature Coefficient (%/K)	0,0877
Voc Temperature Coefficient (%/K)	-0,3522